



SIR PETER BLAKE TORBAY REGATTA - 2009



Torbay Sailing Club

Preliminary Results 29er

Overall

Sailed: 7, Discards: 1, To count: 6, Entries: 4, Scoring system: Appendix A

Rank	SailNo	HelmName	Club	R1 5 Dec	R2 5 Dec	R3 5 Dec	R4 5 Dec	R5 6 Dec	R6 6 Dec	R7 6 Dec	Total	Nett
1st	416	MALONEY Alex	MBSC/Tauranga	(1)	1	1	1	1	1	1	7	6
2nd	121	SPRAY Matt	Howick Sailing Club	(3)	2	2	3	3	2	2	17	14
3rd	122	CHADDERTON Hamish	-	2	(4)	4	4	2	3	4	23	19
4th	1211	WHITBURN chelsea	Macandrew Bay/Naval Point	(4)	3	3	2	4	4	3	23	19

www.TorbaySailingClub.org.nz
Results@TorbaySailingClub.org.nz

Sailwave Scoring Software 2.02
 build 1
www.sailwave.com

www.TorbaySailingClub.org.nz
Results@TorbaySailingClub.org.nz



SIR PETER BLAKE TORBAY REGATTA - 2009



Torbay Sailing Club

Preliminary Results 3.7

Overall

Sailed: 7, Discards: 1, To count: 6, Entries: 7, Scoring system: Appendix A

Rank	SailNo	HelmName	R1 5 Dec	R2 5 Dec	R3 5 Dec	R4 5 Dec	R5 6 Dec	R6 6 Dec	R7 6 Dec	Total	Nett
1st	123	ASH Phil	1	2	1	1	1	(5)	2	11	6
2nd	371	BROWN Andrew	(5)	1	3	2	5	2	3	18	13
3rd	384	PILATE Julien	2	3	2	3	3	(4)	1	17	13
4th	308	ELLIOTT John	3	4	(DNC)	DNC	4	3	4	30	22
5th	376		(DNC)	DNC	DNC	4	2	1		31	23
6th	333	AULD Gavin	4	5	(DNC)	5	6	6	5	34	26
7th		LJUBOBRATOVIC Igor	(DNC)	DNC	DNC	DNC	DNC	DNC		48	40

www.TorbaySailingClub.org.nz
Results@TorbaySailingClub.org.nz

Sailwave Scoring Software 2.02
build 1
www.sailwave.com

www.TorbaySailingClub.org.nz
Results@TorbaySailingClub.org.nz



SIR PETER BLAKE TORBAY REGATTA - 2009



Torbay Sailing Club

Preliminary Results 420

Overall

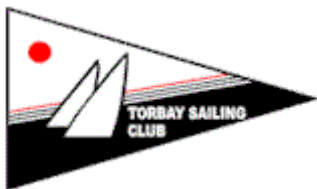
Sailed: 7, Discards: 1, To count: 6, Entries: 9, Scoring system: Appendix A

Rank	SailNo	HelmName	Crew	Club	R1 5 Dec	R2 5 Dec	R3 5 Dec	R4 5 Dec	R5 6 Dec	R6 6 Dec	R7 6 Dec	Total	Nett
1st	51986	MOSS Brad	Tomer Simhony	MBSC	1	(10 DNF)	5	3	3	1	1	24	14
2nd	52358	STEVENSON Luke	Alex Munro	Tauranga	(10 RAF)	10 DNF	2	2	2	2	4	32	22
3rd	5235	TURNER James	Logan Dunning-Beck	MBSC/ LTYC	(10 RAF)	10 DNF	1	1	6	6	3	37	27
4th	52713	DAWSON Erica	Vicki Francis - Female DOB 15/4/93	MBSC	(10 RAF)	10 DNF	3	5	1	5	9	43	33
5th	52716	SWANSON Stacey	Alice Pearson	Evans Bay	(10 RAF)	10 DNF	4	6	4	3	7	44	34
6th	52357	SIMKIN Gye	MORIARTY Paul	NPYC	(10 RAF)	10 DNF	8	10 DNC	7	4	2	51	41
7th	52571	LEE YELENA	BRIAR MANNERING	MBSC	(10 RAF)	10 DNF	10 OCS	4	5	7	5	51	41
8th	AUT	OSBORNE Hannah	Katie de Lange	Royal New Zealand Yacht Squadron	(10 RAF)	10 DNF	6	7	9	8	8	58	48
9th	57218	FRANCIS Paul	FRANCIS Julia	MBSC	(10 RAF)	10 DNF	7	10 DNC	8	9	6	60	50

www.TorbaySailingClub.org.nz
Results@TorbaySailingClub.org.nz

Sailwave Scoring Software 2.02
build 1
www.sailwave.com

www.TorbaySailingClub.org.nz
Results@TorbaySailingClub.org.nz



SIR PETER BLAKE TORBAY REGATTA - 2009



Torbay Sailing Club

Preliminary Results 470

Overall

Sailed: 7, Discards: 1, To count: 6, Entries: 5, Scoring system: Appendix A

Rank	SailNo	HelmName	Crew	Club	R1 5 Dec	R2 5 Dec	R3 5 Dec	R4 5 Dec	R5 6 Dec	R6 6 Dec	R7 6 Dec	Total	Nett
1st	212	EVANS Carl	Geoff	Kohimarama	2	(4)	4	1	1	2	1	15	11
2nd	1	MAT ALI Razman	HAKHIMI Ahmad/SHUKIL Ahmad	Malaysia	(3)	1	3	3	2	3	2	17	14
3rd	212	SNOW- HANSEN Paul	Dan Wilcox	MBSC	1	3	1	2	(5)	5	3	20	15
4th	1198	OVERINGTON Mark	Ben Goodwin	Napier	(6 OCS)	2	2	4	3	1	5	23	17
5th	197	HANNS Benn	Mike Snow- Hansen	Wakatere	4	(5)	5	5	4	4	4	31	26

www.TorbaySailingClub.org.nz
Results@TorbaySailingClub.org.nz

Sailwave Scoring Software 2.02
build 1
www.sailwave.com

www.TorbaySailingClub.org.nz
Results@TorbaySailingClub.org.nz



SIR PETER BLAKE TORBAY REGATTA - 2009



Torbay Sailing Club

Preliminary Results J14

Overall

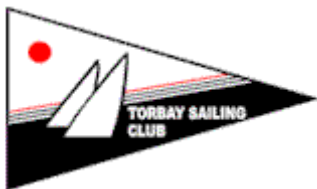
Sailed: 7, Discards: 1, To count: 6, Entries: 17, Scoring system: Appendix A

Rank	SailNo	Club	HelmName	R1 5 Dec	R2 5 Dec	R3 5 Dec	R4 5 Dec	R5 6 Dec	R6 6 Dec	R7 6 Dec	Nett	CrewName
1st	107	-		3	3	(5)	4	1	1	1	13	
2nd	118	Maraetai		1	1	1	2	3	6	(18 DSQ)	14	
3rd	113	Torbay		5	2	3	1	(7)	4	2	17	
4th	91	Maraetai		2	4	2	3	4	(7)	3	18	
5th	134	MBSC		4	(18 DNC)	4	5	5	2	5	25	
6th	54	-		7	5	7	(13)	11	8	4	42	
7th	1	Wakatere		14	11	(18 DNF)	6	5	4	8	48	
8th	104	Torbay		9	(10)	9	7	8	9	7	49	
9th	418	Maraetai		(12)	9	8	8	9	11	6	51	
10th	105	FBYC		6	7	(18 DNC)	18 DNC	1	2	18 DNC	52	
11th	51	FBYC		10	8	13	11	(14)	12	9	63	
12th	112	Maraetai		11	(12)	10	12	10	10	10	63	
13th	79	-		8	6	6	(18 DNC)	18 DNC	18 DNC	18 DNC	74	
14th	137	Torbay		13	(18 DNC)	12	9	12	13	18 DNF	77	
15th	56	FBYC		(18 DNC)	18 DNC	11	14	13	18 DNC	18 DNC	92	
16th	80	Torbay		(18 DNC)	18 DNC	18 DNC	10	18 DNC	14	18 DNC	96	
17th	-	-		15	(18 DNC)	18 DNC	18 DNC	18 DNC	18 DNC	18 DNC	105	

www.TorbaySailingClub.org.nz
Results@TorbaySailingClub.org.nz

Sailwave Scoring Software 2.02
build 1
www.sailwave.com

www.TorbaySailingClub.org.nz
Results@TorbaySailingClub.org.nz



SIR PETER BLAKE TORBAY REGATTA - 2009



Torbay Sailing Club

Preliminary Results JAVELIN

Overall

Sailed: 7, Discards: 1, To count: 6, Entries: 7, Scoring system: Appendix A

Rank	SailNo	HelmName	Crew	Club	R1 5 Dec	R2 5 Dec	R3 5 Dec	R4 5 Dec	R5 6 Dec	R6 6 Dec	R7 6 Dec	Total	Nett
1st	522	BAX Ben		Tauranga	1	(2)	1	1	1	2	1	9	7
2nd	376	GILBERD Craig	MULLER Antje	BOIYC	(2)	1	2	2	2	1	2	12	10
3rd	381	PRECEY peter	Thomas Basset	Auckland	3	4	(6)	4	3	3	3	26	20
4th	374	BROWN David	HAASE Matt	Horowhenua/Bay of Islands	(5)	3	3	5	4	5	5	30	25
5th	368	WARING Peter	Tom Shanks		(8 DNC)	6	4	3	6	4	4	35	27
6th	379	LAMB Zac	KENNEDY Nick		4	5	5	(6)	5	6	6	37	31
7th	359	ROGER Kerry	Barbara Caley	Bucklands Beach	6	(7)	7	7	7	7	7	48	41

www.TorbaySailingClub.org.nz
Results@TorbaySailingClub.org.nz

Sailwave Scoring Software 2.02
build 1
www.sailwave.com

www.TorbaySailingClub.org.nz
Results@TorbaySailingClub.org.nz



SIR PETER BLAKE TORBAY REGATTA - 2009



Torbay Sailing Club

Preliminary Results LASER 4.7

Overall

Sailed: 7, Discards: 1, To count: 6, Entries: 12, Scoring system: Appendix A

Rank	SailNo	HelmName	Club	R1 5 Dec	R2 5 Dec	R3 5 Dec	R4 5 Dec	R5 6 Dec	R6 6 Dec	R7 6 Dec	Total	Nett
1st	175282	COLLINSON Jack	Wakatere	1	1	1	1	1	1	(13 DNC)	19	6
2nd	196407	MCDONALD Jarrod	MBSC	2	2	3	3	(4)	3	4	21	17
3rd	196405	MCDONALD LIAM	MBSC	(5)	3	4	2	3	4	3	24	19
4th	1621344	COWAN Yuri	MBSC	4	6	5	7	2	(11)	1	36	25
5th	181876	LEILUA Tane	Torbay	3	4	(10)	4	7	5	8	41	31
6th	157463	CAUNDLE Robyn	Tauranga	9	(10)	7	6	6	2	2	42	32
7th	187887	HAMLIN Holly	Manly	6	5	(8)	5	8	7	6	45	37
8th	162106	PEARSON Sam	Manly	7	8	2	(10)	10	8	7	52	42
9th	181881	KOENS Taylor	Manly	(10)	7	6	8	5	9	9	54	44
10th	158895	KOENS Harrison	Manly	8	(9)	9	9	9	6	5	55	46
11th	19209	CLARK Talia	Tauranga	(13 DNC)	12	12	12	11	10	10	80	67
12th	19844	DYER Rory	Waiheke	11	11	11	11	12	(13 DNC)	13 DNC	82	69

www.TorbaySailingClub.org.nz
Results@TorbaySailingClub.org.nz

Sailwave Scoring Software 2.02
 build 1
www.sailwave.com

www.TorbaySailingClub.org.nz
Results@TorbaySailingClub.org.nz



SIR PETER BLAKE TORBAY REGATTA - 2009



Torbay Sailing Club

Preliminary Results LASER FULL

Overall

Sailed: 7, Discards: 1, To count: 6, Entries: 14, Scoring system: Appendix A

Rank	SailNo	HelmName	Club	R1 5 Dec	R2 5 Dec	R3 5 Dec	R4 5 Dec	R5 6 Dec	R6 6 Dec	R7 6 Dec	Total	Nett
1st	188804NZL	MCLAY Blair	Torbay	2	1	1	1	2	(3)	1	11	8
2nd	51	CHILD Andrew	MBSC	1	2	4	3	1	(6)	2	19	13
3rd	184685	HAMMOND Ash	-	3	3	5	(6)	3	2	4	26	20
4th	5	PASCO Mike	Manly	4	4	3	5	6	1	(9)	32	23
5th	182995	KEETON Michael	Wakatere	(15 DNC)	15 DNC	2	2	5	5	3	47	32
6th	172224	VAN BASTEN BATENBURG Luuk	-	6	(9)	9	4	4	4	6	42	33
7th	193141	ROBERTS Steve	Tauranga	9	6	7	7	(10)	7	5	51	41
8th	174319	NOYER David	Tamaki	5	7	8	9	7	10	(11)	57	46
9th	184682	BORRMANN Thomas	Pupuke	(10)	8	10	8	8	8	8	60	50
10th	187893	KNOWSLEY Mike	Tamaki	7	5	6	(15 DNF)	9	15 DNC	15 DNC	72	57
11th	18468	YOVICH Bruce	-	8	(11)	11	11	11	9	7	68	57
12th	188804	ALAN Draffin	Onerahi	(15 DNC)	12	12	10	13	11	12	85	70
13th	163947	SCHMIST David	Weiti	(15 DNC)	10	15 DNC	12	12	15 OCS	10	89	74
14th		KERSHAW Nathan	-	(15 DNC)	15 DNC	15 DNC	15 DNC	15 DNC	15 DNC	15 DNC	105	90

www.TorbaySailingClub.org.nz
Results@TorbaySailingClub.org.nz

Sailwave Scoring Software 2.02
build 1
www.sailwave.com

www.TorbaySailingClub.org.nz
Results@TorbaySailingClub.org.nz



SIR PETER BLAKE TORBAY REGATTA - 2009



Torbay Sailing Club

Preliminary Results LASER RADIAL

Overall

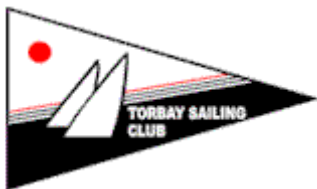
Sailed: 7, Discards: 1, To count: 6, Entries: 20, Scoring system: Appendix A

Rank	SailNo	HelmName	Club	R1 5 Dec	R2 5 Dec	R3 5 Dec	R4 5 Dec	R5 6 Dec	R6 6 Dec	R7 6 Dec	Nett
1st	188817	WINTHER Sara	Torbay	2	2	1	1	2	(8)	4	12
2nd	187887	CROFT Nicolas	MANLY	1	3	2	11	1	7	(15)	25
3rd	193272	MEECH Molly	Tauranga	9	4	4	2	(12)	6	2	27
4th	184218	LOXTON Spencer	Onerahi	4	6	7	3	5	2	(11)	27
5th	192612	LANE George	MBSC	3	(10)	6	9	6	1	3	28
6th	188807	SAUNDERS Thomas	TYPBC	5	7	5	7	4	(11)	1	29
7th	185811	BASEVI Rachel	Takapuna	7	8	(9)	6	8	3	7	39
8th	123254	HORVATH Laszlo	SRC Noumea	11	1	3	16	7	4	(17)	42
9th	188805	PEARD Byron	torbay	8	5	10	4	10	9	(16)	46
10th	179385	CATE Michael	Onerahi	6	14	12	12	3	(16)	9	56
11th	184692	SMITH/AMP Phill	Tauranga	10	11	8	8	15	(18)	6	58
12th	186660	BARNES Scott	MBSC	15	(21 OCS)	15	10	9	5	5	59
13th	18880	LEILUA Eroni	torbay	13	12	16	5	17	15	(18)	78
14th	168394	SCHOFIELD Sam	Wakatere	16	(17)	11	15	16	14	8	80
15th	183822	CHIMNEY Catherine	-	12	13	17	(21 DNC)	11	13	14	80
16th	157149	OSBORNE Scott	Torbay	(19)	18	13	17	14	10	10	82
17th	185803	COBB William	MBSC	18	(19)	14	13	13	17	13	88
18th	191617	BARRELL Jessica	Torbay	17	16	18	14	(19)	12	12	89
19th	178818			14	9	(21 DNC)	21 DNC	21 DNC	21 DNC	21 DNC	107
20th	187885	ADAMSON Angus	Sandspit	(20)	15	19	18	18	19	19	108

www.TorbaySailingClub.org.nz
Results@TorbaySailingClub.org.nz

Sailwave Scoring Software 2.02
build 1
www.sailwave.com

www.TorbaySailingClub.org.nz
Results@TorbaySailingClub.org.nz



SIR PETER BLAKE TORBAY REGATTA - 2009



Torbay Sailing Club

Preliminary Results MISTRALS

Overall

Sailed: 7, Discards: 1, To count: 6, Entries: 6, Scoring system: Appendix A

Rank	SailNo	HelmName	Club	R1 5 Dec	R2 5 Dec	R3 5 Dec	R4 5 Dec	R5 6 Dec	R6 6 Dec	R7 6 Dec	Total	Nett
1st	60	O'MAIGH Matt	Tamaki	(1)	1	1	1	1	1	1	7	6
2nd	65	CRABB soren	-	(4)	2	3	3	4	2	2	20	16
3rd	4	HORGAN Jarrod	Tamaki	2	(4)	4	2	2	3	4	21	17
4th	114	DALBETH-HUDSON Tony	Kerikeri	3	3	2	(7 DNC)	3	4	3	25	18
5th	115	DALBETH-HUDSON Ned	Kerikeri	(6)	6	6	5	5	5	5	38	32
6th	77	MASON Rob	Tamaki	5	5	5	4	(7 DNC)	7 DNC	7 DNC	40	33

www.TorbaySailingClub.org.nz
Results@TorbaySailingClub.org.nz

Sailwave Scoring Software 2.02
build 1
www.sailwave.com

www.TorbaySailingClub.org.nz
Results@TorbaySailingClub.org.nz



SIR PETER BLAKE TORBAY REGATTA - 2009



Torbay Sailing Club

Preliminary Results OPTIMIST GREEN

Overall

Sailed: 7, Discards: 1, To count: 6, Entries: 91, Scoring system: Appendix A

Rank	SailNo	HelmName	Club	R1 5 Dec	R2 5 Dec	R3 5 Dec	R4 5 Dec	R5 6 Dec	R6 6 Dec	R7 6 Dec	Total	Nett
1st	3999	MCCUTCHEON Rory	Wakatere	2	1	9	12	(16)	6	1	47	31
2nd	3988	SIMHONY Achi	MBSC	8	7	15	(40)	3	5	2	80	40
3rd	962	Emma FRENCH	MBSC	1	4	24	(33)	8	4	3	77	44
4th	4225	DIXON Luke	Napier	(52)	11	4	8	1	12	11	99	47
5th	3912	HASLETT Henry	Glendowie	6	2	(53)	6	10	18	8	103	50
6th	4384	WESTON Jonathon	Wakatere	5	14	5	9	(25)	21	7	86	61
7th	3499	MCKENZIE Scott	Kohimarama	11	9	(29)	10	2	14	21	96	67
8th	4404	KIRKMAN Stephanie	Glendowie	7	3	7	24	(27)	1	27	96	69
9th	3857	MILNE Thomas	Wakatere	18	18	2	3	(23)	8	22	94	71
10th	3969	STERN Michael	MBSC	9	24	(32)	22	5	3	9	104	72
11th	3995	ELWORTHY Harry	Wakatere	17	5	3	(23)	19	23	10	100	77
12th	3718	HUGHES Cameron	MBSC	12	8	25	17	7	10	(32)	111	79
13th	4201	ROGERS Jack	MBSC	20	13	(66)	14	12	19	6	150	84
14th	4129	PAGANI Leo	Wakatere	10	27	13	1	15	26	(29)	121	92
15th	4402	KELLY matthew	Pupuke	24	10	16	11	17	16	(42)	136	94
16th	3807	JENNINGS Kerensa	MBSC	4	22	23	(26)	21	15	12	123	97
17th	4095	BARNETT Samuel	Wakatere	25	25	14	21	11	2	(38)	136	98
18th	3801	MORTON Thomas	Kohimarama	14	17	27	2	(41)	36	19	156	115
19th	4187	HYDE Emma	MBSC	13	(39)	33	5	29	11	26	156	117
20th	3574	CLARK Scott	Bay Of Islands	(41)	30	10	7	13	30	37	168	127
21st	3866	JONES Emily	Wakatere	40	20	42	15	(55)	7	5	184	129
22nd	3645	CAMERON Hugo	LTYC	(54)	26	6	44	4	9	46	189	135
23rd	4256	NICHOLAS Aidan	Wakatere	36	16	28	16	(40)	29	20	185	145
24th	4057	DONAHOE Shae	Kerikeri/Bay of Islands	32	15	21	46	(63)	17	15	209	146
25th	4210	DYE Harrison	MBSC	26	19	30	35	26	20	(41)	197	156

26th	3829	BROWNE Dillon	Manly	(55)	33	48	19	22	13	25	215	160
27th	3913	TENNENT Ryan	Maraetai	37	(52)	8	4	37	44	33	215	163
28th	3880	GIBB-PEARSON Joseph	Wakatere	15	(38)	38	29	20	33	30	203	165
29th	3839	CAPON Felix	Wakatere	29	23	19	27	(39)	32	36	205	166
30th	4345	WOUTERS Henry	MBSC	34	36	12	38	36	(50)	14	220	170
31st	4394	MCGREGOR Trent	Torbay	23	6	22	37	49	34	(92 OCS)	263	171
32nd	4359	WOODFIELD Blake	Taupo	39	32	11	(41)	35	41	18	217	176
33rd	4107	BOWDEN Sean	Lake taupo	21	53	20	25	38	25	(76)	258	182
34th	4015	KIRKMAN George	Glendowie	19	29	17	52	28	42	(53)	240	187
35th	3795	BATES Johnathan	Kohimarama	(49)	34	34	36	14	38	39	244	195
36th	4002	JONES Sebastian	Wakatere	16	35	36	(45)	45	35	31	243	198
37th	3584	SMITH Ziggy	MBSC	33	43	39	50	18	(77)	16	276	199
38th	3660	O'NEILL Hamish	Kohimarama	(57)	28	54	20	50	28	24	261	204
39th	4014	EGNOT JOHNSON Sophie	MBSC	38	(65)	35	30	30	37	40	275	210
40th	3853	WOODS Joel	MBSC	30	49	(56)	49	9	24	54	271	215
41st	4173	WELCH Ashton	torbay	64	31	37	(70)	44	27	13	286	216
42nd	4030	MCHARDIE cole	hamilton - tauranga	3	12	1	18	(92 DNC)	92 DNC	92 DNC	310	218
43rd	4251	BAXTER Nicholas	Pupuke	56	54	44	13	31	(63)	28	289	226
44th	4130	DYE Campbell	MBSC	(50)	50	50	31	33	31	35	280	230
45th	4119	ORAMS Daniel	Torbay	53	21	63	54	(67)	22	23	303	236
46th	3673	NATHAN Ben	Kohimarama	27	40	31	32	(68)	51	55	304	236
47th	366	MASTERS Amelia	Kohimarama	45	(67)	41	43	6	55	57	314	247
48th	4025	MACKY Scott	Wakatere	42	57	47	(63)	48	40	17	314	251
49th	3924	ALLEN Nicholas	Kohimarama	60	37	18	53	32	(67)	52	319	252
50th	3807	HILL Harrison	Wakatere	51	60	(92 DNC)	42	57	56	4	362	270
51st	3887	BECKMAN logan	mbsc	43	44	64	48	24	54	(92 DNC)	369	277
52nd	4390	DALBETH Finn	Wakatere	(66)	45	55	39	56	49	34	344	278
53rd	3661	HOPMAN Cooper	Glendowie	61	42	(72)	57	46	48	43	369	297
54th	3833	ALLEN Benjamin	Kohimarama	35	55	26	47	43	(92 DNC)	92 DNC	390	298
55th	4325	FAULKNOR Kaitlin	Napier	22	59	67	56	(73)	52	47	376	303
56th	2898	SCHUSTER Pia	Sandspit	48	56	70	(72)	34	57	49	386	314
57th	3706	SPENCER Rose	KYC	(68)	47	49	58	54	58	50	384	316
58th	3601	DONOVAN Tane	MBSC	28	48	59	59	72	(75)	56	397	322
59th	3530	LADEFOGED Zelda	Kohimarama	(77)	63	40	51	53	45	73	402	325


60th	4037	WILLISON Celia	Sandspit Yacht Club	46	41	62	34	51	(92 DNC)	92 DNC	418	326
61st	4218	COBB Grace	MBSC	47	62	(75)	64	74	39	45	406	331
62nd	3635	BUCKLEY Adam	torbay	63	64	65	(68)	62	43	48	413	345
63rd	4108	STUART Chamonix	WAKATERE	31	75	51	(76)	59	59	74	425	349
64th	3123	COWIE Charlotte	MBSC	(92 DNC)	92 DNC	57	55	60	47	44	447	355
65th	4753	HYDE Thomas	MBSC	62	66	60	60	52	62	(75)	437	362
66th	4166	MILNE Harry	Wakatere	44	73	74	66	47	69	(92 DNF)	465	373
67th	3551	HAYWARD-RYAN Alex	MBSC	75	58	46	28	77	(92 DNC)	92 DNC	468	376
68th	4117	DAVERN Jackson	MBSC	(92 DNC)	92 DNC	52	67	65	53	51	472	380
69th	3862	REGAN Connor	torbay	58	(69)	69	65	66	66	58	451	382
70th	3714	OLIVER Aidan	Wakatere	69	71	45	(78)	58	72	70	463	385
71st	3523	DYER Troy	Waiheke	59	61	43	77	61	(92 DNC)	92 DNC	485	393
72nd	3671	SHOTTER Angus	MBSC	65	68	68	(92 DNC)	75	65	61	494	402
73rd	3674	IRWIN Skyla	Kohimarama	76	46	78	71	80	61	(92 OCS)	504	412
74th	3985	FRASER-MACKENZIE Sophie	Tauranga	72	76	71	61	(78)	74	66	498	420
75th	365	ANKERSMIT Robert	MBSC	(92 DNC)	70	58	79	82	73	59	513	421
76th	1743	MILTON Hannah	Kohimarama	74	74	61	74	(79)	79	63	504	425
77th	4099	WHITE Michael	Torbay	70	(77)	73	73	71	68	71	503	426
78th	3945	WARREN Elly	TYPBC	67	72	(76)	69	76	76	68	504	428
79th	3700	MILLER Jessica	Tauranga	78	51	77	75	69	(92 DNS)	92 DNC	534	442
80th	4386	PAGANI George	Wakatere	(92 DNC)	92 DNC	92 DNC	92 DNC	64	46	62	540	448
81st	3651	LICHTENSTEIN Max	Kohimarama	(92 DNC)	92 DNC	92 DNC	92 DNC	70	64	60	562	470
82nd	3840	BAWDEN Finn	KYC	(92 DNC)	92 DNC	92 DNC	92 DNS	42	70	92 DNC	572	480
83rd	4011	PATTISON Isaac	Torbay	81	(92 DNC)	92 DNC	92 DNC	92 DNF	60	65	574	482
84th	3460	RUNDLE Jacob	Wakatere	(92 DNC)	92 DNC	92 DNC	62	92 DNC	78	67	575	483
85th	394	ANKERSMIT Anna	MBSC	(92 DNC)	92 DNC	92 DNC	92 DNC	81	71	69	589	497
86th	1985	SOOGEMALALAGA Sosefina	Samoa	(92 DNC)	79	92 DNC	92 DNC	92 DNF	80	64	591	499

87th	1246	LEHNERT Kiara	torbay	80	(92 DNC)	92 DNC	92 DNC	92 DNC	82	72	602	510
88th	3911	LUKE Henry	Glendowie	71	78	(92 DNC)	92 DNC	92 DNC	92 DNC	92 DNC	609	517
89th	4188	ELLETT Zac	torbay	73	(92 DNC)	92 DNC	92 DNC	92 DNC	92 DNC	92 DNC	625	533
90th	1587	SOOAEMALELAGI Fanaafi	Vailele-Uta (Samoa)	79	(92 DNC)	92 DNC	92 DNC	92 DNC	92 DNC	92 DNC	631	539
91st	3854	BURRELL Mae	torbay	(92 DNC)	92 DNC	92 DNC	92 DNC	92 DNF	81	92 DNF	633	541

www.TorbaySailingClub.org.nz
Results@TorbaySailingClub.org.nz

Sailwave Scoring Software 2.02
 build 1
www.sailwave.com

www.TorbaySailingClub.org.nz
Results@TorbaySailingClub.org.nz



SIR PETER BLAKE TORBAY REGATTA - 2009



Torbay Sailing Club

Preliminary Results OPTIMIST OPEN

Overall

Sailed: 6, Discards: 1, To count: 5, Entries: 87, Scoring system: Appendix A

Rank	SailNo	Club	HelmName	R1 5 Dec	R2 5 Dec	R3 5 Dec	R4 6 Dec	R5 6 Dec	R6 6 Dec	CrewName	Nett
1st	4204	CBYC / MBSC		(9)	5	5	1	3	2		16
2nd	4203	MBSC		2	(8)	3	7	7	8		27
3rd	4010	Wakatere		1	(31 ZFP)	1	2	30	1		35
4th	4124	MBSC		5	1	11	8	(24)	12		37
5th	4343	Napier Sailing Club		8	(21 ZFP)	6	13	17	3		47
6th	4247	MBSC		4	7	17	17	(52 ZFP)	4		49
7th	4263	Wakatere		16	26 ZFP	4	5	(33)	5		56
8th	4168	Wakatere		6	20 ZFP	(31)	6	1	25		58
9th	4371	Tauranga		13	(18)	9	12	18	10		62
10th	4267	Kohimarama		20	(32 ZFP)	8	3	25	9		65
11th	3886	KYC		7	6	13	9	32	(43)		67
12th	3655	MBSC		36	(40)	10	4	5	15		70
13th	4229	Worser Bay		19	27 ZFP	19	15	(38 ZFP)	14		94
14th	4269	Napier		(88 DSQ)	20	16	51	2	6		95
15th	4232	MBSC		12	28	20	(34)	11	24		95
16th	4216	Napier		30	(48)	21	21	16	19		107
17th	4215	Tauranga		11	35	(40)	23	23 ZFP	16		108
18th	3869	Kohimarama		35	(55)	22	28	9	20		114
19th	4314	Kohimarama		33	26	(49)	31	4	23		117
20th	312	Taupo		(88 DNS)	37	14	11	13	47		122
21st	4298	Naval Point, Waimakariri		(57)	49	38	10	15	21		133
22nd	4205	Napier		34	25	26	18	37	(51)		140
23rd	4356	Napier		22	63	24	26	8	(76)		143
24th	4397	Kohimarama		50	(88)	41	16	10	27		144

DNF)									
25th	3597	Wakatere	10	42	18	39	(54)	36	145
26th	4324	MBSC	29	12	(61)	36	34	34	145
27th	4069	Napier	15	34	(50 ZFP)	19	44	33	145
28th	4357	Worser Bay	24	19	30	43	(61)	30	146
29th	4221	Kohimarama	41	21	37	22	29	(48)	150
30th	4337	Wakatere	27	11	35	24	(67)	54	151
31st	4334	Napier	28	(59)	27	56	27	17	155
32nd	4280	MBSC	18	(53)	28	49	22	44	161
33rd	3920	Kohimarama	(47)	31	34	30	28	39	162
34th	4327	MBSC	42	24	48	(60)	39	11	164
35th	4301	Kohimarama	(58)	58	7	14	51	35	165
36th	4353	Kohimarama	21	41	(43)	27	36	40	165
37th	4340	Wakatere	39	38	42	(63)	26	26	171
38th	4206	Wakatere	32	(62)	32	55	43	13	175
39th	4144	CBYC / MBSC	26	17	29 ZFP	50	55	(61)	177
40th	4365	Kohimarama	31	36	47	35	(81)	29	178
41st	4063	MBSC	44	32	44	48	12	(70)	180
42nd	4300	-	17	39	(65)	41	38	45	180
43rd	4294	Kohimarama	37	44	36	57	(64)	7	181
44th	3797	Wakatere	55	23	23	29	57	(77)	187
45th	431	Murrays Bay	23	(56)	46	46	31	42	188
46th	3908	Napier	25	52	54	37	(74)	22	190
47th	4217	Kohimarama	45	43	(53)	32	47	28	195
48th	4048	Kohimarama	3	19 ZFP	2	(88 DNC)	88 DNC	88 DNC	200
49th	4231	Bay of Islands	(88 DNS)	13	29	47	75 ZFP	38	202
50th	4165	Glendowie	43	16	57	(78)	14	75	205
51st	4321	MBSC	49	65	25	44	(66)	37	220
52nd	4284	MBSC	(70)	67	58	59	19	18	221
53rd	4293	torbay	14	60	39	42	(77 ZFP)	74	229
54th	4233	Napier	38	61	15	(73)	67 ZFP	49	230
55th	4370	torbay	40	(88 DNF)	51	20	71	53	235
56th	3887	MBSC	(88 DNS)	30	74	45	40	50	239
57th	4398	-	59	29	56	68	(79)	31	243
58th	4275	LTYC/NSC	(88 DNS)	57	60	25	46	59	247
59th	4351	Naval Point,	66	51	63	54	23	(71)	257

Waimakariri									
60th	3938	torbay	56	54	66	62	20	(72)	258
61st	4183	Wakatere	62	27	68	53	(78)	52	262
62nd	3898	Waiheke	51	45	45	61	(62)	60	262
63rd	4164	Tauranga	63	22	52	75	52	(83)	264
64th	3990	Wakatere	64	50 ZFP	59	(69)	45	46	264
65th	4375	Tauranga	54	46	55	(66)	59	58	272
66th	4177	Sandspit YC	61	64	78	(88 DSQ)	48	32	283
67th	3985	Tauranga	46	(88 DNF)	72	64	63	41	286
68th	4363	Kohimaramara	67	50	50	65	65	(68)	297
69th	4083	NSC	72	(88 DNF)	76	52	41	64	305
70th	3942	Napier	53	(88 DNF)	62	70	56	67	308
71st	4348	Kohimarama	71	(88 DNF)	69	33	76	69	318
72nd	4273	torbay	52	(88 DNF)	88 DNF	82	42	56	320
73rd	4044	Napier	68	(88 DNF)	71	79	49	63	330
74th	3890	Kerikeri Cruising Club	(88 DNS)	88 DNS	75	40	73	55	331
75th	4066	Bucklands Beach	60	69	70	67	(72)	66	332
76th	3509	Torbay	48	(88 DNF)	82	76	53	81	340
77th	3910	Kohimarama	(88 DNC)	88 DNC	88 DNC	38	75	57	346
78th	4207	Kohimarama	73	(88 DNF)	64	71	68	73	349
79th	4028	Napier	(88 DNS)	47	80	77	82	65	351
80th	3747	Bucklands Beach	69	66	73	74	(80)	80	362
81st	4193	Kohimarama	65	(88 DNF)	67	72	83	82	369
82nd	3848	Kohimarama	(88 DNS)	68	77	58	84	84	371
83rd	4388	Bucklands Beach	(88 DNS)	88 DNF	79	81	77	78	403
84th	4282	Torbay	(88 DNS)	88 DNF	81	80	69	88 DNC	406
85th	3743	Kohimarama	(88 DNC)	88 DNC	88 DNC	84	85	62	407
86th	4313	Kohimarama	(88 DNC)	88 DNC	88 DNC	83	70	79	408
87th	3599	MBSC	(88 DNC)	88 DNC	88 DNC	88 DNC	88 DNC	88 DNC	440

www.TorbaySailingClub.org.nz
Results@TorbaySailingClub.org.nz

Sailwave Scoring Software 2.02
build 1
www.sailwave.com

www.TorbaySailingClub.org.nz
Results@TorbaySailingClub.org.nz



SIR PETER BLAKE TORBAY REGATTA - 2009



Torbay Sailing Club

Preliminary Results P CLASS

Overall

Sailed: 6, Discards: 1, To count: 5, Entries: 18, Scoring system: Appendix A

Rank	SailNo	HelmName	Club	R1 5 Dec	R2 5 Dec	R3 5 Dec	R4 6 Dec	R5 6 Dec	R6 6 Dec	Total	Nett
1st	494	MCHARDIE isaac	hamilton/tauranga	1	(5)	1	2	1	3	13	8
2nd	37	MACKAY olivia	Napier	(4)	1	2	1	2	2	12	8
3rd	942	SAUNDERS Gen	Tauranga	3	2	(8)	3	6	1	23	15
4th	167	WILKINSON Micah	Tauranga	2	3	5	5	3	(7)	25	18
5th	989	RIPPEY Trent	Tauranga	7	4	3	(8)	4	5	31	23
6th	99	MERTON Zak	Tauranga	(19 DNS)	6	4	4	10	12	55	36
7th	177	WHEELER Nicole	Bucklands Beach	6	(9)	6	7	8	9	45	36
8th	55	NORRIS Amanda	Naval Point	(11)	11	7	9	7	4	49	38
9th	60	LANE Elli	MBSC	9	7	11	6	(12)	6	51	39
10th	888	HYATT BROWN Ella	MBSC	5	8	(12)	12	9	10	56	44
11th	785	YOVICH Jackson	Onerahi	8	13	9	11	(14)	11	66	52
12th	853	KEARNEY Joseph	Bucklands Beach	(19 DNS)	10	13	10	11	8	71	52
13th	922	MERTON Liam	Tauranga	(19 DNS)	12	10	13	5	13	72	53
14th	181	BURROW Alex	MBSC	(19 DNF)	14	14	14	13	14	88	69
15th	860	MILLER Jacob	TYPBC	10	15	15	(19 DNS)	16	15	90	71
16th	31	SPENCER Patrick	Kohimarama	12	16	(17)	16	17	17	95	78
17th	688	WARREN Ben	Tauranga	(19 DNS)	17	16	15	15	16	98	79
18th	3	CAMERON Adam	Hamilton	(19 DNS)	18	19 DNS	17	18	19 DNC	110	91



SIR PETER BLAKE TORBAY REGATTA - 2009



Torbay Sailing Club

Preliminary Results RSX

Overall

Sailed: 7, Discards: 1, To count: 6, Entries: 16, Scoring system: Appendix A

Rank	SailNo	HelmName	Club	R1 5 Dec	R2 5 Dec	R3 5 Dec	R4 5 Dec	R5 6 Dec	R6 6 Dec	R7 6 Dec	Total	Nett
1st	48	ELLINGHAM Kate	Wakatere	(1)	1	1	1	1	1	1	7	6
2nd	110	LYNCH Jazmine	Torbay	(5)	2	2	2	2	4	2	19	14
3rd	36	MONK Alice	Takapun	2	4	3	3	4	2	(7)	25	18
4th	54	GUNMAN Olly	Takapuna	6	3	4	4	(11)	3	3	34	23
5th	199	PEDERSEN Sven	Tauranga Yaucht and Powerboat Club	(17 DNC)	5	5	7	3	7	5	49	32
6th	166	SCHOFIELD Georgia	Takapuna Boating Club	(8)	6	6	8	5	5	4	42	34
7th	609	MACKENZIE Tony	Takapuna	(12)	7	7	5	6	9	8	54	42
8th	89	HAWKINS alice	Wakatere	10	9	8	6	7	8	(17 DNC)	65	48
9th	105	DRIVER Lucy	Takapuna BC	9	10	10	(17 DNC)	9	6	9	70	53
10th	15			13	(17 DNC)	11	9	8	10	6	74	57
11th	102	CORNWALL Troy	Manly	7	(17 DNC)	17 DNC	17 DNC	10	11	10	89	72
12th	125			11	8	9	(17 DNC)	17 DNC	17 DNC	17 DNC	96	79
13th	3	WILLIAMS Steffanie	Kohimarama/Torbay	3	(17 DNC)	17 DNC	17 DNC	17 DNC	17 DNC	17 DNC	105	88
14th	13	ROGERS Michael	Takapuna	4	(17 DNC)	17 DNC	17 DNC	17 DNC	17 DNC	17 DNC	106	89
15th	91	HOLLIDAY Jack	Manly	(17 DNC)	17 DNC	17 DNC	17 DNC	12	17 DNC	17 DNC	114	97
16th	12	DRIVER Tim	Takapuna BC	(17 DNC)	17 DNC	17 DNC	17 DNC	17 DNC	17 DNC	17 DNC	119	102



SIR PETER BLAKE TORBAY REGATTA - 2009



Torbay Sailing Club

Preliminary Results SPLASH

Overall

Sailed: 7, Discards: 1, To count: 6, Entries: 28, Scoring system: Appendix A

Rank	SailNo	HelmName	Club	R1 5 Dec	R2 5 Dec	R3 5 Dec	R4 5 Dec	R5 6 Dec	R6 6 Dec	R7 6 Dec	Total	Nett
1st	2311	TURNEY Michael	Tauranga Yacht and Power Boat Club	(6)	2	3	1	2	2	1	17	11
2nd	2317	THURSTON Hamish	Tauranga	2	1	1	6	5	(11)	5	31	20
3rd	1844	WEGER Svenja	Kohimarama Yacht Club	11	(13)	12	3	7	1	3	50	37
4th	2307	TURNEY David	Tauranga Yacht and Power Boat Club	3	12	13	5	1	(19)	7	60	41
5th	1850	BUTLER O'Shea	Kerikeri Cruising Club	8	4	7	(12)	9	9	4	53	41
6th	1851	WARWICK Adrian	Torbay	5	5	10	(19)	3	14	10	66	47
7th	2440	HOGAN TYLER	KYC	15	3	8	13	(17)	7	2	65	48
8th	1820	TAYLOR-SWAN Bradley	Kohimarama	9	6	(20)	2	15	12	6	70	50
9th	1852	HELM Jessica	MBSC	1	15	16	8	12	4	(19)	75	56
10th	2437	NIXON Annalise	TYPBC	7	11	11	11	8	(16)	8	72	56
11th	2433	HEMINGWAY Laura	-	13	(29 OCS)	5	15	16	3	9	90	61
12th	1417	WICHMAN Dylan	kerikeri crusing club	12	8	9	14	(19)	6	17	85	66
13th	1418	GIBBS Melissa	Torbay	(17)	9	17	10	11	10	11	85	68
14th	1843	FOLEY- LOGAN Liam		14	(23)	6	4	13	20	13	93	70
15th	1838	OHLENDORF Klaus	KKCC	(21)	14	2	18	6	17	20	98	77
16th	1839	FOLEY-LOGAN Daniel	Nelson Yacht Club	16	19	4	(21)	14	8	21	103	82
17th	1433	LEWER hohepa	taipa sailing club	4	17	(22)	7	21	18	18	107	85
18th	2313	KEISENBERY Vow	Kohimarama	(26)	7	14	23	4	22	16	112	86

19th	1845	POWRIE Hamish	Kohimarama	10	18	18	(20)	10	15	15	106	86
20th	2439	MASTERS Evangeline	KYC	(22)	16	15	22	18	5	14	112	90
21st	2309	MASTERS Sebastien	KYC	23	20	23	(24)	20	21	12	143	119
22nd	1841	BINDON Harris	Kerikeri Cruising Club	18	21	(25)	16	22	23	24	149	124
23rd	1853	GARDINER Joshua	Kohimarama	19	22	24	17	24	(25)	22	153	128
24th	2306	WOTTON Thomas	KYC	24	(25)	21	25	23	13	25	156	131
25th	2315	MCKENZIE- BROWN Jordan	KYC	20	10	19	26	(29 DNC)	29 DNC	29 DNC	162	133
26th	2435	CAMPBELL Michael	Kohimarama	25	26	26	9	(29 DNC)	29 DNC	29 DNC	173	144
27th	1856	NIUHULU Josh	Kohimarama	(27)	24	27	27	25	24	23	177	150
28th	1848	TAYLOR-SWAN Curtis	Kohimarama Yacht Club	(29 DNC)	29 DNC	29 DNC	29 DNC	29 DNC	29 DNC	29 DNC	203	174

www.TorbaySailingClub.org.nz
Results@TorbaySailingClub.org.nz

Sailwave Scoring Software 2.02
 build 1
www.sailwave.com

www.TorbaySailingClub.org.nz
Results@TorbaySailingClub.org.nz



SIR PETER BLAKE TORBAY REGATTA - 2009



Torbay Sailing Club

Preliminary Results STARLING

Overall

Sailed: 6, Discards: 1, To count: 5, Entries: 62, Scoring system: Appendix A

Rank	SailNo	HelmName	Nat	Club	R1 5 Dec	R2 5 Dec	R3 5 Dec	R4 6 Dec	R5 6 Dec	R6 6 Dec	Total	Nett
1st	1183	BURN Declan		QCYC/MBSC	1	2	9	4	1	(11)	28	17
2nd	2100	PEPPER Mahia		Wakatere/MBSC	5	5	2	2	(27)	3	44	17
3rd	1146	STEELE Chris		Wakatere	2	3	8	(9)	4	9	35	26
4th	1301	BEAVIS Elise		MBSC	13	4	1	(18)	6	6	48	30
5th	1144	GUNN Nick		Tauranga	6	6	6	1	11	(14)	44	30
6th	1290	ROBERTS James		wakatere	15	8	3	3	2	(18)	49	31
7th	2104	INGLIS Darren		Taupo	(63 DNF)	1	10	7	5	12	98	35
8th	1282	MCKENZIE Sam		Kohimarama	3	10	7	13	8	(17)	58	41
9th	1198	WILKINSON Henry		Kohimarama	(20)	12	15	12	7	7	73	53
10th	2137	LAMBERG Ashleigh		GBC/MBSC	(26)	9	11	11	21	2	80	54
11th	1114	CHUNG Romano		MBSC	12	7	12	(63 DNF)	3	21	118	55
12th	1235	DYET Alex		torbay	(29)	21	22	8	9	1	90	61
13th	1237	MANNERING Naomi		Napier	10	(19)	14	10	10	19	82	63
14th	1080	STEINER Ollie		Napier	7	32 ZFP	(38)	6	14	8	105	67
15th	2005	TOOTILL Devin		Bucklands Beach	14	17	13	15	(20)	13	92	72
16th	1224	KLUPS Oliver		New Plymouth	(45)	16	4	5	26	24	120	75
17th	1187	ELLIS Felicity		Kohimarama	21	22	5	17	(25)	22	112	87
18th	1320	DIXON Ryan		Howick	16	13	19	16	(50)	23	137	87
19th	1049	JONES Trent		Bucklands Beach	17	25	(26)	24	12	10	114	88
20th	1147	PIERCE Claudia		Tauranga	8	(48 ZFP)	17	21	13	35	142	94

21st	1193	RORVIK Oscar	Mount Manganui	4	26 ZFP	24	32	22	(34)	142	108
22nd	1135	ETIENNE Lepen	French S.R.C Noumea	36	35 ZFP	16	23	(63 DNC)	4	177	114
23rd	147	CAUNDLE Ben	Tauranga	8	11	(63 OCS)	51	31	20	184	121
24th	1162	NOYER Alice	Sandspit/MBSC	11	28	(63 DNF)	19	28	40	189	126
25th	1256	SALTHOUSE Josh	Torbay	23	31	29	28	17	(36)	164	128
26th	1310	JUDGE Verity	MBSC	32	15	20	14	49	(55)	185	130
27th	1303	ANDREW Ollie	Torbay	(37)	18	30	30	19	33	167	130
28th	1168	TAIT Michelle	BBYC	28	26	31	(48)	39	16	188	140
29th	1255	HAMILTON Julia	MBSC	18	30	27	40	(45)	29	189	144
30th	1319	CAMERON Harriet	NSC/LTYC	22	34	(45)	29	36	26	192	147
31st	1112	SISE peter	vauxhall	25	36 ZFP	21	26	42	(43)	193	150
32nd	1260	CAPON Amber	MBSC	24	29	32	31	41	(52)	209	157
33rd	1075	CRAIES Georgia	MBSC	19	27	42	35	38	(51)	212	161
34th	1265	FITZSIMONS Berrick	Tauranga	39	37	18	36	32	(45)	207	162
35th	1240	WICKMAN Taylor	MBSC	31	38	40	25	29	(41)	204	163
36th	1249	EATON Courtney	New Plymouth	(47)	45 ZFP	41	27	16	39	215	168
37th	1245	DE LISLE James	Worser Bay	41	35	36	22	34	(49)	217	168
38th	1157	MITCHELL Taylor	MBSC	(53)	44	25	34	24	42	222	169
39th	1182	GEORGE Anyon	Kohimarama	(63 DNC)	63 DNC	63 DNC	20	23	5	237	174
40th	1254	EDSON Matthew	Torbay	33	41	33	(55)	30	38	230	175
41st	1065	HAWKINS lucy	Wakatere	42	(58 ZFP)	23	49	33	32	237	179
42nd	1136	LOOKER Tobias	New Plymouth	30	40	28	39	43	(50)	230	180
43rd	1160	HATCH Jamie	New Plymouth	(63 DNF)	63 DNC	63 DNC	33	15	15	252	189
44th	1151	TRUDGEN Heather	Muritai	40	43	35	37	(44)	44	243	199
45th	1180	RETTOR Jordon	torbay	27	45	47	(56)	35	47	257	201

46th	1024	SMITH Kelsey	Wakatere	51	55	53	(58)	18	27	262	204
47th	2009	SHEARER Andrew	Vauxhall	(55)	32	46	38	40	48	259	204
48th	2011	EADY Lauren	Wakatere	48	48	39	(54)	48	25	262	208
49th	2012	NOVIS George	Glendowie	44	49	43	41	(51)	37	265	214
50th	1263	FORWARD Nikola	BBYC	34	42	48	50	46	(54)	274	220
51st	1120	TRUDGEN Anita	Muritai	43	(59 ZFP)	50	42	56	30	280	221
52nd	1115	BLINCOE thomas	torbay	52	51	37	45	37	(53)	275	222
53rd	1208	TOWERS Monique	New Plymouth	50	39	49	47	(57)	46	288	231
54th	1264	SCOTT Jacob	New Plymouth	(54)	53	52	51	53	28	291	237
55th	1155	ADAMSON Philippa	Kerikeri	49	54	44	46	52	(56)	301	245
56th	2029	BRIDGMAN Heather	Wakatere	(63 DNC)	63 DNC	63 DNC	43	47	31	310	247
57th	1259	MIDDLETON Adam	Worser Bay	38	50	34	(63 DNC)	63 DNC	63 DNC	311	248
58th	1201	MORIARTY Louise	New Plymouth	46	52	51	53	(63 DNC)	63 DNC	328	265
59th	1332	ANDRESON Logan	Glendowie	35	(63 DNC)	63 DNC	57	55	63 DNC	336	273
60th	1217	HATCH Emma	New Plymouth	(63 DNC)	63 DNC	63 DNC	44	54	63 DNC	350	287
61st	2038	PRITT Leo	New Plymouth	(63 DNC)	63 DNC	63 DNC	63 DNC	63 DNC	63 DNC	378	315
61st	1843	FOLEY-LOGAN Liam	Nelson	(63 DNF)	63 DNC	63 DNC	63 DNC	63 DNC	63 DNC	378	315

www.TorbaySailingClub.org.nz
Results@TorbaySailingClub.org.nz

Sailwave Scoring Software 2.02
 build 1
www.sailwave.com

www.TorbaySailingClub.org.nz
Results@TorbaySailingClub.org.nz



SIR PETER BLAKE TORBAY REGATTA - 2009



Torbay Sailing Club

Preliminary Results STARLING GREEN

Overall

Sailed: 6, Discards: 1, To count: 5, Entries: 4, Scoring system: Appendix A

Rank	SailNo	HelmName	Club	R1 5 Dec	R2 5 Dec	R3 5 Dec	R4 6 Dec	R5 6 Dec	R6 6 Dec	Total	Nett
1st	1200	BLINCOE ruby	torbay sailing club	1	(2)	2	2	1	1	9	7
2nd	1139	EDSON Amy	torbay	4	1	1	1	(5 DNF)	5 DNC	17	12
3rd	442	PATTISON Cayla	Torbay	2	(4)	3	4	2	3	18	14
4th	1169	BURRELL Allister	torbay	3	3	(4)	3	3	2	18	14

www.TorbaySailingClub.org.nz
Results@TorbaySailingClub.org.nz

Sailwave Scoring Software 2.02
build 1
www.sailwave.com

www.TorbaySailingClub.org.nz
Results@TorbaySailingClub.org.nz



SIR PETER BLAKE TORBAY REGATTA - 2009



Torbay Sailing Club

Preliminary Results BIC TECHNO

Overall

Sailed: 5, Discards: 1, To count: 4, Entries: 4, Scoring system: Appendix A

Rank	SailNo	HelmName	Club	R1 5 Dec	R2 5 Dec	R5 6 Dec	R6 6 Dec	R7 6 Dec	Total	Nett
1st	NZL 154	DUNNING BECK Hamish	Wakatere	1	1	1	(3)	1	7	4
2nd	189	HAWKINS Isobel	Wakatere	2	2	(3)	1	2	10	7
3rd	291	HOLLIDAY Luke	Manly	3	3	2	(4)	4	16	12
4th	159	MACKAY Sam		(4)	4	4	2	3	17	13

www.TorbaySailingClub.org.nz
Results@TorbaySailingClub.org.nz

Sailwave Scoring Software 2.02
build 1
www.sailwave.com

www.TorbaySailingClub.org.nz
Results@TorbaySailingClub.org.nz



SIR PETER BLAKE TORBAY REGATTA - 2009



Torbay Sailing Club

Preliminary Results ZEPHYR

Overall

Sailed: 7, Discards: 1, To count: 6, Entries: 7, Scoring system: Appendix A

Rank	SailNo	HelmName	Club	R1 5 Dec	R2 5 Dec	R3 5 Dec	R4 5 Dec	R5 6 Dec	R6 6 Dec	R7 6 Dec	Total	Nett
1st	512	PYATT Steve	MBSC	1	1	(2)	2	1	1	2	10	8
2nd	65	SMITH/AMP Gary	Tauranga	3	2	1	1	3	2	(4)	16	12
3rd	520	KNOWLES Andy	-	5	3	3	3	2	(6)	1	23	17
4th	508	MOSS Craig	MBSC	2	4	(5)	4	5	5	3	28	23
5th	88	SMYTH Bob	-	4	(6)	6	5	4	3	6	34	28
6th	519	DAWSON Pete	MBSC	(6)	5	4	6	6	4	5	36	30
7th	503	CAPON Rob	MBSC	(8 DNC)	7	7	7	7	7	7	50	42

www.TorbaySailingClub.org.nz
Results@TorbaySailingClub.org.nz

Sailwave Scoring Software 2.02
build 1
www.sailwave.com

www.TorbaySailingClub.org.nz
Results@TorbaySailingClub.org.nz